



互動國際數位股份有限公司

*Interactive Digital Technologies*

*Investor Conference*

Stock Code : **6486**

Bond Code : **64861**

# Agenda

- 2020 Q3 Financial Status
- Industry and Development Plan



# Disclaimer



This presentation may contain forward-looking based on current assumption and forecasts made by IDT management. Various known and unknown risk, uncertainties and other factors could lead to material differences between the actual future result, financial situation, development or performance of the company and the estimates given here.

# Financial Status



# 2020 Q3 Financial Report



Consolidated Comprehensive Income NT Million	2020Y		2019Y		Var. QoQ
	Q3	%	Q3	%	%
Operating revenue	287	100%	433	100%	-34%
Operating costs	144	50%	247	57%	-42%
Gross profit	143	50%	186	43%	8%
Operating expenses	120	42%	120	28%	0%
Net operating income	23	8%	66	15%	-65%
Net Non-operating income( expenses)	(5)	-2%	3	1%	-267%
Profit before income tax	18	6%	69	16%	-74%
Tax expense	5	2%	12	3%	-55%
Net profit	13	4%	57	13%	-77%
Profit attributable to, Shareholders of the parent	13	4%	57	13%	-77%
Basic earnings per share(NT Dollar)	0.35		1.55		-77%



# Y2020 Financial Report



Consolidated Comprehensive Income NT Million	2020Y		2019Y		Var. YoY %
	Q1~Q3	%	Q1~Q3	%	
Operating revenue	1,028	100%	1,387	100%	-26%
Operating costs	544	53%	802	58%	-32%
Gross profit	484	47%	585	42%	6%
Operating expenses	361	35%	367	26%	-2%
Net operating income	123	12%	218	16%	-44%
Net Non-operating income	15	1%	9	1%	67%
Profit before income tax	138	13%	227	16%	-39%
Tax expense	25	2%	40	3%	-38%
Net profit	113	11%	187	13%	-40%
Profit attributable to, Shareholders of the parent	113	11%	187	13%	-40%
Basic earnings per share(NT Dollar)	3.06		5.06		-40%

# 2020 Q3 Financial Report



Consolidated Balance Sheet NT Million	2020/9/30		2019/12/31		Var. %	2019/9/30		Var. YoY %
	\$	%	\$	%		\$	%	
Cash and cash equivalents	1,153	41%	1,398	52%	-18%	698	36%	65%
Accounts receivable, net	439	16%	408	15%	8%	315	16%	39%
Inventories	232	8%	149	6%	56%	249	13%	-7%
Prepayments	340	12%	271	10%	25%	255	13%	33%
Property, plant and equipment	479	17%	251	9%	91%	252	13%	90%
Other assets	162	6%	220	8%	-26%	191	10%	-15%
<b>Total assets</b>	<b>2,805</b>	<b>100%</b>	<b>2,697</b>	<b>100%</b>	<b>4%</b>	<b>1,960</b>	<b>100%</b>	<b>43%</b>
Current liabilities	1,207	43%	986	37%	22%	882	45%	37%
Bonds payable	578	21%	571	21%	1%	0	0%	0%
Other liabilities	40	1%	51	2%	-22%	66	3%	-39%
<b>Total Liabilities</b>	<b>1,825</b>	<b>65%</b>	<b>1,608</b>	<b>60%</b>	<b>13%</b>	<b>948</b>	<b>48%</b>	<b>93%</b>
Capital stock	369	13%	369	14%	0%	369	19%	0%
Other equity	611	22%	720	26%	-15%	643	33%	-5%
<b>Total Equity</b>	<b>980</b>	<b>35%</b>	<b>1,089</b>	<b>40%</b>	<b>-10%</b>	<b>1,012</b>	<b>52%</b>	<b>-3%</b>
<b>Total Liabilities and Equity</b>	<b>2,805</b>	<b>100%</b>	<b>2,697</b>	<b>100%</b>	<b>4%</b>	<b>1,960</b>	<b>100%</b>	<b>43%</b>

# INDUSTRY AND DEVELOPMENT PLAN





# 5 Core Business

Diversified System Integration




Base Station Implementation & Optimization



IT & Cloud Service Innovation



Brand New Media Environment



Understanding Our World



# Prospect



- 5G Deployment
- Next Generation Multi-Media
- Security and Cloud Center
- Smart IoT Platform (GIS)

# 5G Era and Innovate to Vertical Application

## 5G Application Types : eMBB mMTC URLLC

### Max Transmission Rate



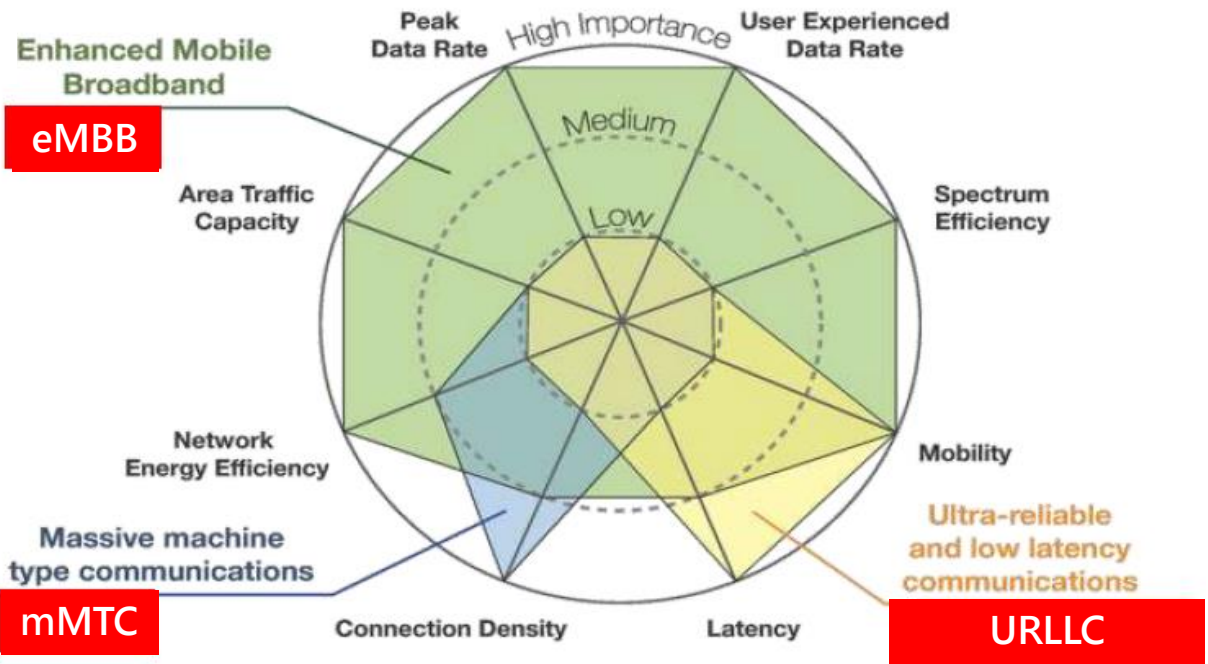
5G + 8K/AR/VR App

### Connections / KM<sup>2</sup>



5G + IoT + Big Data App

Source: ITU-R WP5D #21, Feb. 2015, 5G capabilities



### Latency time



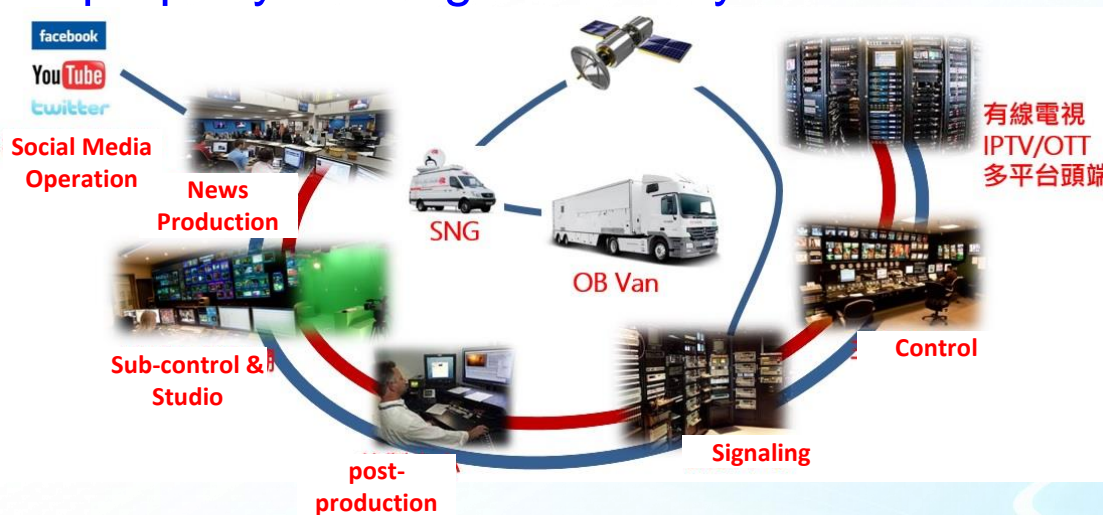
5G+unmanned aerial vehicle

10ms

1ms

# Next Generation Multi-Media – Affect TV Station Ecosystem

- Completed End-to-End System Integration Solution
- First case sub-control Automated Processes – Interview/Edit/Broadcast/Filing · all automated, save manpower, Reduce human negligence
- AI file library management – Manage media property with high efficiency



# Service to Drive Security, 5G IoT to be New Blue Ocean Market



Data cloudification and rise of 5G IoT, enterprises face even complex security threats, enterprise needs a completed security solution to deploy easily, control centrally, and monitor and manage centrally

## Overview for Security Threats

### Cisco Talos

- DNS Hijacking
- Remote Access Trojans
- Targeted Ransomware
- Social Media and the Black Market
- Threats in Encrypted Traffic
- Office 365 Phishing
- Magecart
- Digital Extortion

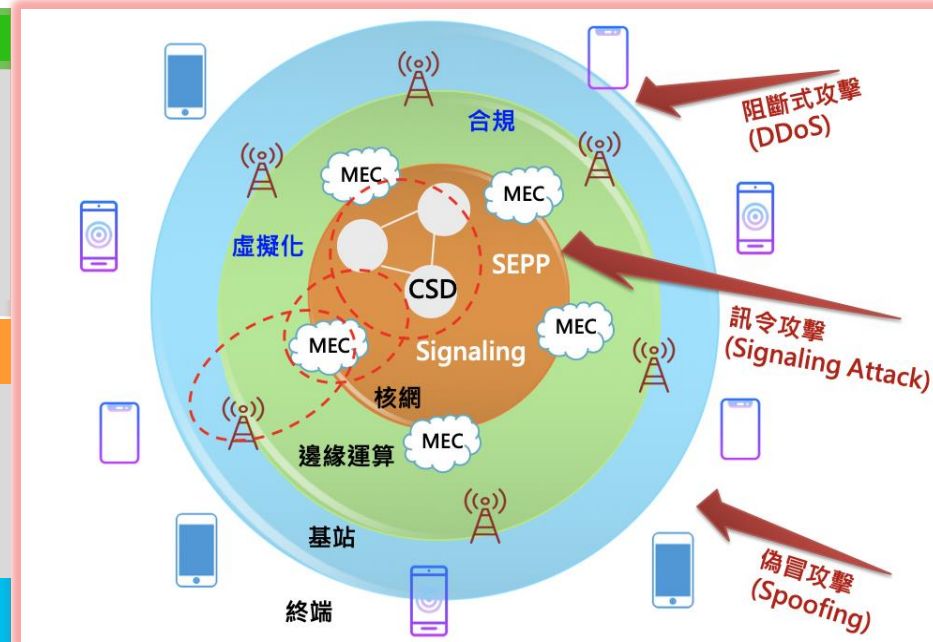
### The Global Risks Report WEF

- Data fraud or theft
- Cyberattacks: infrastructure
- Cyberattacks: theft of money/data

### Department of Cyber Security (Executive Yuan)

- Advanced Persistent Threat, APT
- Distributed denial-of-service attack, DDOS
- High Vulnerability Risk for IoT Network
- Critical Information Infrastructure Security Risk, CIIP
- Internet and economic criminals affect e-commerce and financial operations
- Information security suppliers continue to be hacked, disrupting supply chain security

All : CII Attacks / Spear Phishing / APT / Flow / Session / DDOS



## IDT Security Service Solution Partners







**THANK**  
**YOU**